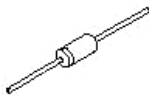
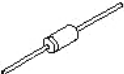



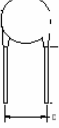
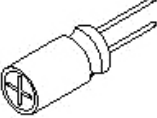


# Analog Board

Qty	Description	Reference	Figure		Fig. A	Fig. B
1	Diode – Schotkey 1N5819 - DO204AL	D2	A			
1	Diode – Zener 1N5232B – D035	D1	B			
4	Bolts 4-40 Pan Head 1/2" - Standard		C			
1	IC – LM339 – Quad Comparator	U1	D			
2	Nuts – 4-40		F			
1	Capacitor – Ceramic Disk - .1” Spacing .1uF	C4	G			
2	Capacitor – Tantalum 10uF	C1, C2	H			
4	Potentiometer – 10K 409H Ceremet	R1, R2, R3, R4	I			
2	10K $\Omega$ Resistor (Brn/Blk/Or)	R8, R9	J			
2	100 $\Omega$ Resistor (Brn/Blk/Brn)	R11, R12	J			
2	1M $\Omega$ Resistor (Brn/Blk/Grn)	R6, R10	J			
1	220 $\Omega$ Resistor (Red/Red/Brn)	R5	J		